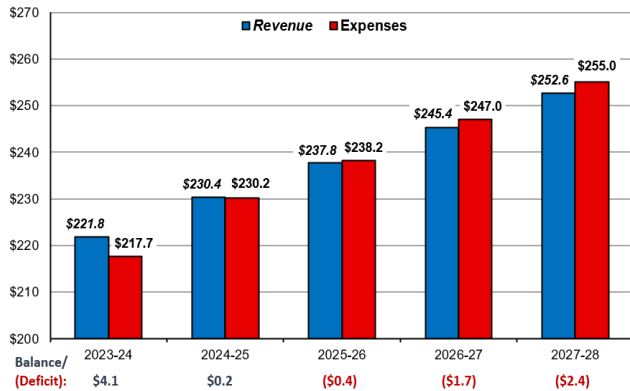




## General Fund Forecast



Burbank is realizing significant revenue growth in the current inflationary environment, but is also dealing with rising costs of providing services to the community, in addition to an increased demand for City services. The FY 2023-24 recurring General Fund balance is projected at \$4.1 million, decreasing to a \$2.4 million deficit in year five of the financial forecast as expenses grow at a faster pace than revenues. In addition to the City's fully funded reserves, the General Fund is projected to end FY 2023-24 with a one-time balance of \$17 million, representing a strong cash position for the City.



### Fee Study

In FY 2022-23, the City conducted a Comprehensive Citywide Fee Study to review the City's fee structure and determine an accurate accounting for the true cost of providing various programs and services to the community. The goal was to align with industry-accepted best practices, remain in compliance with Proposition 26, and maintain accordance with the City Council's Cost Recovery Policy. Prop 26 limits certain fees collected to the reasonable cost of providing the service. The recommended fee changes are included in the FY 2023-24 Adopted Fee Schedule and the impact of the Fee Study has been incorporated in the Adopted Budget.

### Enterprise Funds

Enterprise Funds consist of the Water Reclamation and Sewer Fund, the Refuse Collection and Disposal Fund, and the Electric and Water Utility funds. These funds support operations and services through charges to customers. To obtain renewable energy and keep pace with inflation, Electric rates are increasing by 8.5% in FY 2023-24 and 8% in FY 2024-25. Water rates will increase by 9% in FY 2023-24 and 9% in FY 2024-25 to account for the growing cost of purchased water and operations. Sewer rates and Refuse rates will increase by 4% and 6%, respectively, in both FY 2023-24 and FY 2024-25, to meet rising operational costs and to remain in compliance with state mandates. The cumulative impact to the average residential customer is approximately \$22 per month.

### Budget Adoption

The FY 2023-24 Citywide Annual Budget and Fee Schedule were formally adopted by the City Council on June 13, 2023. The Burbank City Charter sets forth the legal requirements for the adoption of the City budget prior to June 30 of each year. The Adopted Budget is a result of the collaborative efforts of City staff under the leadership of the City Manager and the City Council.



### Additional Information

The Adopted Budget is available for review at the City Clerk's Office, the Financial Services Department, and all three Library branches. It can also be viewed online on the City's website. Questions may be referred to the Financial Services Department - Budget Division at (818) 238-5500 or [Budget@BurbankCA.gov](mailto:Budget@BurbankCA.gov)

### City of Burbank

275 E. Olive Avenue,  
Burbank, CA 91502  
[www.burbankca.gov](http://www.burbankca.gov)



## Fiscal Year (FY) 2023-24 Adopted Budget at a Glance

**MAYOR**  
Konstantine Anthony

**VICE MAYOR**  
Nick Schultz

**COUNCIL MEMBERS**  
Nikki Perez  
Tamala Takahashi  
Zizette Mullins

**CITY MANAGER**  
Justin Hess

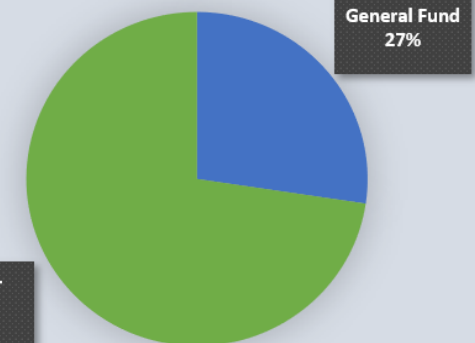


The Fiscal Year (FY) 2023-24 Adopted Budget is a financial document using projected revenues to create an expenditure plan approved by the City Manager and adopted by the City Council. The Adopted Budget takes into account the following goals established by the City Council:

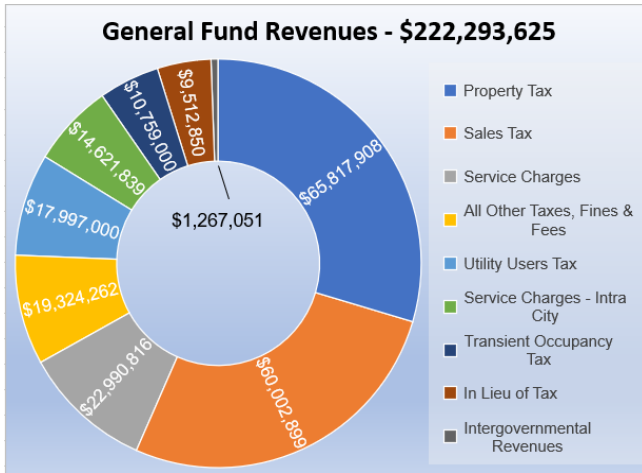
- City Services
- Economic Development
- Housing/Homelessness
- Quality of Life
- Sustainability/Resilience
- Transportation/Traffic

### Total City Appropriations

\$849,925,532



## Revenues



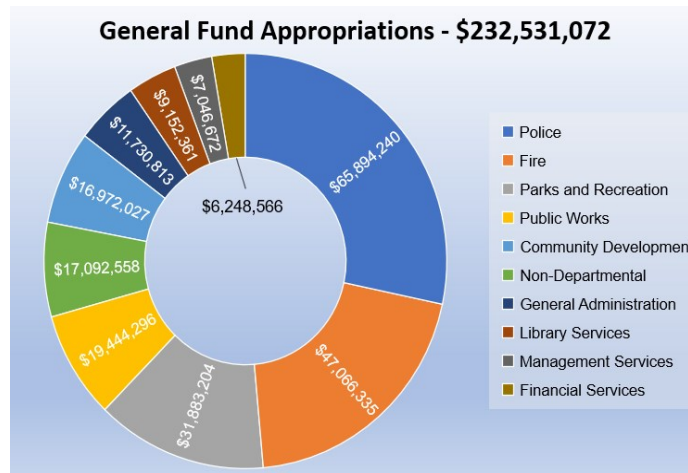
Projected General Fund revenues from all sources total \$222,293,625 for FY 2023-24, representing 30.2% of all resources received by the City. Property Tax and Sales Tax are the top sources of revenue, accounting for 57% of General Fund recurring revenues, and are expected to have moderate growth in future years. With several large-scale development projects on the horizon and consistent retail sales growth, bolstered by inflation, Burbank's revenues are expected to increase by 5.9% from revised FY 2022-23 projections.



### THE FY 2023-24 BUDGET PROVIDES...

- Community programs and public service projects
- Fully accredited police, fire, and emergency medical services
- Affordable housing and homeless services
- Street paving and sidewalk maintenance
- Transportation and pedestrian safety improvements
- Maintenance of public parks and facilities
- Meals for seniors age 60+
- Reliable electric, water, refuse, and sewer utility services

## Appropriations



The chart above highlights the Adopted General Fund appropriations of \$232,531,072 for FY 2023-24. Nearly half of the General Fund budget is dedicated for safety services. Salaries and benefits comprise approximately 71% of the recurring General Fund budget.

The Adopted Budget reflects the City Council's goals and includes several initiatives that will provide long-term recurring savings to Burbank, such as paying down pension liabilities and continued investment in the City's infrastructure. The Budget also fully funds the City's financial reserves in accordance with the City Council's Financial Policies.

### ALL FUNDS

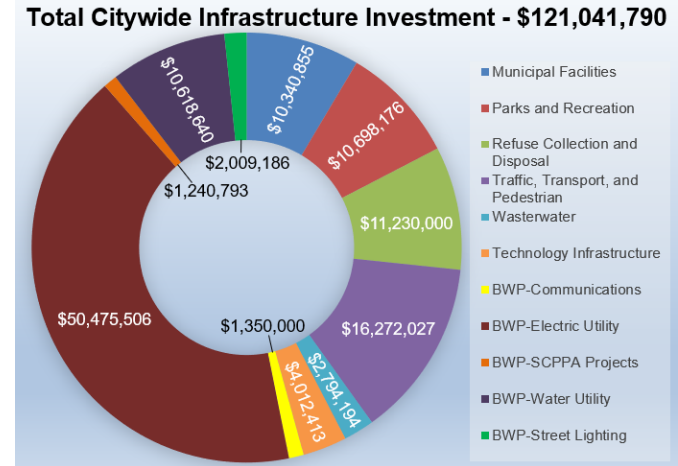
General Fund	\$232,531,072
General City Capital Projects	11,023,401
Special Revenue Funds	55,434,028
Internal Services Funds	96,308,779
Water Reclamation & Sewer	22,063,450
Water & Electric (BWP)	376,455,466
Refuse Collection & Disposal	33,653,163
Successor Agency	7,446,068
Housing Authority	14,218,191
Parking Authority	791,914
<b>TOTAL CITY FUNDS</b>	<b>\$ 849,925,532</b>

### APPROPRIATIONS

Police	\$65,894,240
Fire	\$47,066,335
Public Works	\$31,883,204
Community Development	\$19,444,296
Non-Departmental	\$17,092,558
General Administration	\$16,972,027
Library Services	\$11,730,813
Management Services	\$9,152,367
Financial Services	\$7,006,672
Other	\$6,248,566



## Capital Improvement Program



### Capital Improvement Projects include:

- **\$8 Million** - Residential and arterial pavement and sidewalk rehabilitation, including the reconstruction of damaged curbs, driveways, gutters, and pedestrian ramps
- **\$10.7 Million** - Park facility improvements, including ballfield lighting modernization, golf course improvements, irrigation system replacement at Maxam and McCambridge Parks and DeBell Golf Course, and funding for Dick Clark Dog Park
- **\$6.5 Million** - Construction of a Class I Bike Path along San Fernando Boulevard, Victory Place, and the Burbank Western Channel. The path completes the final three miles in a 12-mile regional bike path and connects Chandler Bikeway to the Downtown Burbank Metrolink Station
- **\$11 Million** - Design and installation of a geocomposite liner and leachate collection system in the landfill required by State and Federal landfill regulations

